

# FUJIDENZO

Quality Above All

Trusted by families and major businesses




Fujidenzo is committed to providing high-quality appliances for long-term investment.

HOME & COMMERCIAL APPLIANCES

[www.fujidenzo.com](http://www.fujidenzo.com)


# COMMERCIAL APPLIANCES

## TRUSTED QUALITY FOR BUSINESS



### DUAL FUNCTION

A special feature that allows you to use your FREEZER as a CHILLER



### FAST FREEZE

Freezing at its finest. Get your food and products to freeze at the fastest time possible.

# HEAVY DUTY

Commercial Quality

## SOLID TOP CHEST FREEZER / CHILLER

### DUAL FUNCTION

- Energy-Efficient Compressor
- Frontal Temperature Control
- Key Lock
- Roller Feet

**FC-29 ADF**  
29 cu.ft. • 355 Watts  
Dimensions (h:w:d)  
92 : 244 : 74 cm



**FC-04 ADF**  
4 cu.ft. • 107 Watts  
Dimensions (h:w:d)  
77 : 74 : 55 cm



**FC-06 ADF**  
6 cu.ft. • 122 Watts  
Dimensions (h:w:d)  
79 : 74 : 63.5 cm



**FC-08 ADF**  
8 cu.ft. • 137 Watts  
Dimensions (h:w:d)  
81 : 92 : 63.5 cm



**FC-10 ADF**  
10 cu.ft. • 170 Watts  
Dimensions (h:w:d)  
89 : 110 : 66.5 cm



**FC-13 ADF**  
13 cu.ft. • 216 Watts  
Dimensions (h:w:d)  
89.5 : 122.5 : 65 cm



**FC-15 ADF**  
15 cu.ft. • 255 Watts  
Dimensions (h:w:d)  
90 : 131.5 : 74 cm



**FC-18 ADF**  
18 cu.ft. • 305 Watts  
Dimensions (h:w:d)  
91 : 166.5 : 73 cm



**FC-20 GDF**  
20 cu.ft. • 305 Watts  
Dimensions (h:w:d)  
91 : 185 : 73 cm  
• Galvanized Interior



**FC-22 GDF**  
22 cu.ft. • 355 Watts  
Dimensions (h:w:d)  
91 : 198 : 73 cm  
• Galvanized Interior

## INVERTER CHEST FREEZER / CHILLER

- Energy-Efficient Inverter Compressor
- Key Lock
- Roller Feet



### DUAL FUNCTION

**IFC-35 GDF**  
3.5 cu.ft. • 85 Watts  
Dimensions (h:w:d)  
85 : 55 : 55 cm  
• Electronic Control  
• Galvanized Interior



**IFC-50 GDF**  
5.0 cu.ft. • 95 Watts  
Dimensions (h:w:d)  
85 : 71 : 55 cm  
• Electronic Control  
• Glass Cover Inside  
• Galvanized Interior



**IFC-70 GDF**  
7.0 cu.ft. • 135 Watts  
Dimensions (h:w:d)  
85 : 91 : 55 cm  
• Electronic Control  
• Glass Cover Inside  
• Galvanized Interior



**IFC-90 GDF**  
9.0 cu.ft. • 140 Watts  
Dimensions (h:w:d)  
85 : 96 : 62 cm  
• Galvanized Interior  
• Glass Cover Inside  
• Digital Temperature Control w/ LCD Display



**IFC-110 GDF**  
11 cu.ft. • 155 Watts  
Dimensions (h:w:d)  
85 : 112 : 70 cm  
• Galvanized Interior  
• Glass Cover Inside  
• Digital Temperature Control w/ LCD Display



**IFC-15 A**  
15 cu.ft. • 145 Watts  
Dimensions (h:w:d)  
88.5 : 131.5 : 72.5 cm  
• Digital Temperature Control w/ LCD Display



**IFC-20 A**  
20 cu.ft. • 190 Watts  
Dimensions (h:w:d)  
91 : 185 : 73 cm  
• Digital Temperature Control w/ LCD Display

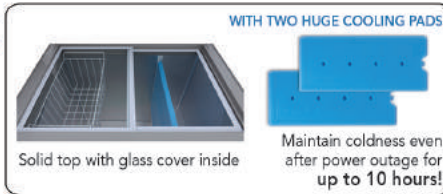


Quality Trusted by Major  
Processed Meat, Chicken, Ice Cream,  
Fruits, and Beverage Companies



## SOLID TOP CHEST FREEZER / CHILLER WITH SLIDING GLASS COVER INSIDE

- Energy-Efficient Compressor
- Frontal Temperature Control
- LED Light
- Key Lock
- Roller Feet
- Silver Color



**BROWNOUT  
BUSTER**  
**DUAL FUNCTION**



**FCG-55 PDF SL2**  
5.5 cu.ft. • 115 Watts  
Dimensions (h:w:d)  
85 : 73.5 : 61 cm



**FCG-70 PDF SL2**  
7 cu.ft. • 140 Watts  
Dimensions (h:w:d)  
85 : 88.5 : 61 cm



**FCG-90 PDF SL**  
9 cu.ft. • 140 Watts  
Dimensions (h:w:d)  
85 : 105 : 61 cm



**FCG-110 PDF SL**  
11 cu.ft. • 140 Watts  
Dimensions (h:w:d)  
86 : 113 : 74 cm

## SLIDING GLASS TOP CHEST FREEZER / CHILLER

**DUAL FUNCTION**

- Energy-Efficient Compressor
- Frontal Temperature Control
- Key Lock
- Roller Feet



**FD-07 ADF2**  
7 cu.ft. • 170 Watts  
Dimensions (h:w:d)  
83 : 94.5 : 61 cm

**FD-11 ADF**  
11 cu.ft. • 220 Watts  
Dimensions (h:w:d)  
91.5 : 100.5 : 71 cm

**FD-15 ADF**  
15 cu.ft. • 305 Watts  
Dimensions (h:w:d)  
85 : 143.5 : 73 cm

**FD-18 ADF**  
18 cu.ft. • 350 Watts  
Dimensions (h:w:d)  
91.5 : 152 : 70 cm

**FD-22 ADF**  
22 cu.ft. • 380 Watts  
Dimensions (h:w:d)  
93 : 182 : 70 cm



## CURVED GLASS TOP FREEZER / CHILLER

**DUAL FUNCTION**

- Energy-Efficient Compressor
- Heavy Duty
- Temperature Indicator
- 6 Full-Wire Baskets
- Special Design
- LED Lights
- Extra-Large Roller Feet

**Supermarket**  
PREMIUM MODEL

**FSP-18 ADF2**  
18 cu.ft. • 330 Watts  
Dimensions (h:w:d)  
95.5 : 163 : 71.5 cm



## SUBZERO CHILLER

**FBS-970 ADF**  
9 cu.ft.  
70-Bottle Capacity  
180 Watts  
Dimensions (h:w:d)  
85 : 90 : 60 cm

**DIGITAL  
TEMPERATURE  
CONTROL**  
with LCD Display

- Energy-Efficient Compressor
- 5 Special Beverage Baskets
- Blower Fan
- Dual Function  
(temperature can be set  
ranging from +10° to -40° Celsius)
- Outside Back Condenser



## DUAL COMPARTMENT COMBI FREEZER & CHILLER



**FRC-105 A**  
Total Capacity : 10.5 cu.ft.  
Freezer Capacity : 7 cu.ft.  
Chiller Capacity : 3.5 cu.ft.  
142 Watts  
Dimensions (h:w:d)  
87.5 : 120.5 : 60 cm



## UPRIGHT FREEZER

- Direct Cool
- Energy-Efficient Compressor
- Key Lock



**UF-35 S**  
3.5 cu.ft. • 100 Watts  
Dimensions (h:w:d)  
85.5 : 50 : 58.5 cm  
• 3 Drawer Shelves



**UF-110 SS**  
11 cu.ft. • 150 Watts  
Dimensions (h:w:d)  
172 : 60 : 63 cm  
• 7 Roll-Bond Evaporator Shelves (for better cooling performance)  
• 1 Bottom Drawer

## INVERTER UPRIGHT FREEZER

**HD INVERTER**  
HEAVY DUTY

**IUF-70S**  
7 cu.ft. • 240 Watts  
Dimensions (h:w:d)  
144 : 55 : 55.5 cm

- Energy-Efficient Inverter Compressor
- R600A Refrigerant
- Direct Cooling
- 6 Evaporator Shelves with Metal Cover (for added protection)
- 1 Bottom Drawer & 3 Door Bins
- Outside Back Condenser
- Foam-in Place Insulation Door
- Recessed Handle
- Stainless Look Door



## NO-FROST UPRIGHT FREEZER



**NFU-140 SS DF**  
14 cu.ft. • 130 Watts  
Dimensions (h:w:d)  
158 : 73 : 82 cm

### DUAL FUNCTION

- Energy-Efficient Compressor
- Quick Freeze Function
- 3 Heavy-Duty Wire Shelves
- 1 Tempered Glass Shelf
- 1 Bottom Drawer
- Door Alarm
- Automatic Lock
- Heavy Duty
- Elegant Design

## COMMERCIAL STAINLESS STEEL FREEZER



- Energy-Efficient Compressor
- Embraco Compressor
- Full Stainless Steel 304 (body & door)
- No Frost with Blower Fan
- Digital Temperature Control
- Roller Feet with Stopper
- Adjustable Shelves
- LED Lighted Interior
- Key Lock
- 1-Year Warranty on Service & Parts

### DUAL FUNCTION

**DIGITAL TEMPERATURE CONTROL**  
with LCD Display

**CU-221 EDF SS (2-DOOR)**  
21 cu.ft. • 1 HP compressor • 800 Watts  
Dimensions (h:w:d) 203 : 71 : 88 cm

• 4 Adjustable Shelves  
**CU-438 EDF SS (4-DOOR)**  
38 cu.ft.  
1.25 HP compressor • 1,300 Watts  
Dimensions (h:w:d) 204 : 136 : 78 cm  
• 8 Adjustable Shelves

## SHOWCASE FREEZER



**SFG-140 A**  
14 cu.ft. • 850 Watts  
Dimensions (h:w:d)  
217 : 67 : 69 cm

### NO-FROST FREEZER

- Energy-Efficient Compressor
- 3-Layer Tempered Glass Door
- Door Heater (to prevent condensation)
- 6 Metal Shelves
- Turbo Fan
- Inner LED Light
- Lighted Signage
- Electronic Control Panel
- Temperature Display
- Key Lock
- Recessed Door Handle

## WINE COOLER

- Energy-Efficient Compressor
- Temperature: 6 to 18° C
- Anti-Bacterial Lining
- External Electronic Control
- Wooden Shelves
- Roller Feet



**WC-43 AW**  
43-Bottle Capacity • 95 Watts  
Dimensions (h:w:d) 87 : 62 : 65 cm



**WC-70 AW**  
70-Bottle Capacity • 125 Watts  
Dimensions (h:w:d) 127 : 63 : 66 cm



**WC-120 AW**  
120-Bottle Capacity • 140 Watts  
Dimensions (h:w:d) 186 : 63 : 66 cm

## INVERTER CHILLER

## SHOWCASE CHILLER



**HD INVERTER**  
HAPPY ONLY

**DIGITAL TEMPERATURE CONTROL**  
with LCD Display

**ISU-140 A**  
14 cu.ft. • 190 Watts  
Dimensions (h:w:d)  
209 : 66.5 : 58 cm

- Energy-Efficient Inverter Compressor
- Digital Temp. Control
- Blower Fan
- Key Lock

- Energy-Efficient Compressor
- 7-Level Temperature Control
- Double Glass Door
- Blower Fan
- LED Light
- Key Lock (except: SU-35 A & SU-45 A)



**SU-35 A**  
3.5 cu.ft. • 150 Watts  
Dimensions (h:w:d)  
85 : 49 : 56 cm

**SU-45 A**  
4.5 cu.ft. • 150 Watts  
Dimensions (h:w:d)  
104 : 48 : 55 cm

**SU-70 A**  
7 cu.ft. • 130 Watts  
Dimensions (h:w:d)  
154 : 53 : 58 cm

**SU-90 A**  
9 cu.ft. • 167 Watts  
Dimensions (h:w:d)  
179 : 53 : 58 cm

**SU-110 A**  
11 cu.ft. • 167 Watts  
Dimensions (h:w:d)  
186 : 60 : 63 cm

**SU-140 A**  
14 cu.ft. • 190 Watts  
Dimensions (h:w:d)  
209 : 66.5 : 58 cm

## MULTI-DOOR SHOWCASE CHILLER



With Freezer Compartment

**SUF-100 A**  
10 cu.ft. • 175 Watts  
Dimensions (h:w:d)  
171 : 59 : 61 cm

- Energy-Efficient Compressor
- Big Freezer Space
- 7-Level Temp. Control
- Double Glass Door
- Key Lock



**DIGITAL TEMPERATURE CONTROL**  
with LCD Display

**SUD-220 A**  
2 Doors  
22 cu.ft. • 210 Watts  
Dimensions (h:w:d)  
202 : 122 : 59 cm

- Energy-Efficient Compressor
- Digital Temp. w/ LCD Display
- Double Blower Fan
- Padlock Provision



**DIGITAL TEMPERATURE CONTROL**  
with LCD Display

**SUT-290 A**  
3 Doors  
29 cu.ft. • 320 Watts  
Dimensions (h:w:d)  
190 : 143 : 62 cm

- Energy-Efficient Compressor
- Digital Temp. w/ LCD Display
- Double Blower Fan
- Padlock Provision

## PREMIUM SHOWCASE CHILLER

## STACKED SHOWCASE

- Energy-Efficient Compressor
- Turbo Fan
- Digital Temp. Control
- Galvanized Inner Lining



**DIGITAL TEMPERATURE CONTROL**  
with LCD Display

**Super Quick Chill System**  
**Chills 3x Faster**  
than Normal Chillers

*Suitable for heavy usage and high humidity areas like seaside resorts*

**SUP-100 A**  
10 cu.ft. • 240 Watts  
Dimensions (h:w:d)  
154.5 : 57 : 53 cm

**SUP-142 A**  
14 cu.ft. • 450 Watts  
Dimensions (h:w:d)  
183.5 : 67 : 67 cm



**SUC-150 ADF**  
Total Capacity : 15 cu.ft.  
Top: 5 cu.ft. Chiller  
Bottom: 10 cu.ft. Curved Glass Dual Function Freezer or Chiller

330 Watts  
Dimensions (h:w:d)  
188 : 99 : 70 cm

- Energy-Efficient Compressors
- Dual Compressor
- Double Temperature Control
- Top & Bottom LED Lamps
- 6 Adjustable Wire Shelves (chiller)
- 3 Wire Baskets (curved glass freezer)
- Lighted Panel
- Roller Feet

# HOME & COMMERCIAL APPLIANCES

## REFRIGERATION

Reliable quality for home & business

Commercial Quality

Energy-Saving Compressor

Thicker Insulation

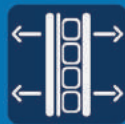
Big Freezer Space

Flexible Storage

Sturdy Shelves

### HEAVY DUTY

### HIGH EEF



## INVERTER SIDE-BY-SIDE REF



ISR-24 SS



ISR-20 SS



ISR-17 SS

### ISR-24 SS

24 cu.ft. • 170 Watts  
Dimensions (h:w:d)  
180 : 91 : 75 cm

- Stainless Steel Finish
- Recessed Handle

### ISR-20 SS

20.6 cu.ft. • 170 Watts  
Dimensions (h:w:d)  
176 : 89 : 76 cm

- Stainless Steel Finish
- Wine/Beverage Shelf
- 3 Twist Ice Trays and Ice Cube Container

### Features:

- Energy-Efficient Inverter Compressor
- HD Inverter No-Frost Refrigerator
- Digital Temperature Control w/ LCD Display
- Quick Freeze and Quick Chill Mode
- Independent Temperature Control
- Spill-Proof Tempered Glass Shelves
- Textured Body (rust and stain resistant)
- Vacation Mode
- Eco-LED Lights (interior)
- Child Lock



### ISR-17SS

17 cu.ft. • 150 Watts  
Dimensions (h:w:d)  
177 : 90 : 59 cm

## INVERTER MULTI-DOOR REF



### IFR-19 GD

19 cu.ft. • 170 Watts  
Dimensions (h:w:d)  
178.5 : 84 : 75 cm

- 4-Door HD Inverter No-Frost Refrigerator
- Bottom Freezers
- Energy-Efficient Inverter Compressor
- Digital Temperature Control with LCD Display
- Quick Freeze and Quick Chill Mode
- Independent Temperature Control
- Spill-Proof Tempered Glass Shelves
- Textured Body (rust and stain resistant)
- Twist Ice Trays and Ice Cube Container
- Vacation Mode
- Eco-LED Lights (interior)
- Child Lock
- Recessed Handle
- Silver Glass Door

## INVERTER BOTTOM-MOUNT REF



### IBM-12SS

12 cu.ft. • 170 Watts  
Dimensions (h:w:d)  
188 : 60 : 63 cm

### IBM-90SS

9 cu.ft. • 140 Watts  
Dimensions (h:w:d)  
166 : 55 : 64 cm

- Energy-Efficient Inverter Compressor
- HD Inverter No-Frost Refrigerator
- Bottom Freezer
- Triple Bottom Freezer Drawers
- Double Fresh Zone Drawers (crisper)
- Independent Temperature Control
- Spill-Proof Tempered Glass Shelves
- Textured Body (rust and stain resistant)
- Eco-LED lights
- Recessed Handle
- Stainless Steel Finish

## INVERTER NO-FROST REF

## TWO-DOOR DIRECT COOL REF



**NO FROST**

**INR-100S**  
10 cu.ft. – 130 Watts  
Dimensions (h:w:d)  
167 : 55 : 60 cm.

**INR-82S**  
8 cu.ft. – 130 Watts  
Dimensions (h:w:d)  
143 : 55 : 60 cm.



- Energy-Efficient Inverter Compressor
- HD Inverter No-Frost Refrigerator
- Smart Cooling
- Fresh Zone Crisper with Humidity Control
- Quick Chill Compartment Zone
- Independent Temperature Control
- Spill-Proof Tempered Glass Shelves
- Textured Body (rust & stain resistant)
- Eco-LED lights
- Recessed Handle
- Stainless Look Door

INR-82S consumes only Php 4.72 electricity cost per day or Php 141.60 per month.

Fujidenzo's energy-efficient refrigerators have undergone Meralco Power Lab testing to help customers make informed buying decisions.



RDD-70S consumes only Php 5.97 electricity cost per day or Php 179.10 per month.



RDD-60S consumes only Php 5.55 electricity cost per day or Php 166.50 per month.

**RDD-70 S**  
7 cu.ft. • 100 Watts  
Dimensions (h:w:d)  
150 : 47 : 49 cm  
• Tempered Glass Shelves

**RDD-60 S**  
6 cu.ft. • 125 Watts  
Dimensions (h:w:d)  
137 : 47 : 49 cm  
• Wire Shelves

- Energy-Efficient Compressor
- R600A Refrigerant
- Hardtop Design
- Clean Back Design
- Space Saver
- Big Freezer Space
- Stainless Look

\*Based on Meralco Power Lab tests at "Mid" temperature control settings

## TWO-DOOR DIRECT COOL REF

## PERSONAL REF



**RDD-50 S**  
5.0 cu.ft. – 110 watts  
Dimensions (h:w:d)  
116 : 48 : 53 cm

- Energy-Efficient Compressor
- R600a Refrigerant
- Wire Shelves
- Clean Back Design
- Space Saver
- Big Freezer Space
- Stainless Look

- Energy-Efficient Compressor
- Space Saver
- Big Freezer Space

**BUILT TOUGH**

**SPACE SAVER**



All 3.5 cu.ft. models consume only Php 4.11 electricity cost per day or Php 123.30 per month.

**RBT-35 SL**  
3.5 cu.ft. • 80 Watts  
Dimensions (h:w:d)  
85 : 47.5 : 50.5 cm  
• Hardtop Design  
• Key Lock  
• Tempered Glass Shelf  
• Stainless Look Door

**RDD-35 R**  
3.5 cu.ft. • 80 Watts  
Dimensions (h:w:d)  
85 : 47.5 : 50.5 cm  
• Tempered Glass Shelf  
• Lucky Red Color

**RDD-35 T**  
3.5 cu.ft. • 80 Watts  
Dimensions (h:w:d)  
85 : 47.5 : 50.5 cm  
• Wire Shelf  
• Titanium Color

## SINGLE-DOOR DIRECT COOL REF

## BAR FRIDGE

Based on the test results of Meralco Power Lab, the Fujidenzo RSD-60P ref models consume only Php 3.92 electricity cost per day or Php 117.60 per month.

\*Based on Meralco Power Lab tests at "Mid" temperature control settings



\*Based on Meralco Power Lab tests at "Mid" temperature control settings

**RSD-68P GDBT**  
(Black Glass Door)  
**RSD-68P GDRT**  
(Ferrari Red Glass Door)  
6.8 cu.ft. • 79 Watts  
Dimensions (h:w:d)  
122.5 : 53.5 : 58 cm

**RSD-60P GDBT**  
(Black Glass Door)  
5.8 cu.ft. • 79 Watts  
Dimensions (h:w:d)  
109 : 53.5 : 58 cm

- Energy-Efficient Compressor
- R600A Refrigerant
- Stainless Door Finish
- Key Lock (Except RB-18 HS)
- Reversible Door

**RB-40 HKS**  
4 cu.ft. • 100 Watts  
Dimensions (h:w:d)  
85 : 48 : 45 cm



**RB-30 MKS**  
3 cu.ft. • 70 Watts  
Dimensions (h:w:d)  
63 : 44 : 51 cm



**RB-18 HS**  
1.8 cu.ft. • 61 Watts  
Dimensions (h:w:d)  
52 : 44 : 47 cm



# KITCHEN

A sophisticated kitchen upgrade

Stainless Steel Cooktop



Double Glass Mirror Oven Door



Extra Large & Easy-to-Clean Oven



Adjustable Leveling Feet




Thermostat Control



Powerful Burners



Tempered Glass Top Cover



Metal Hinges



Minute Minder



## COOKING RANGE

**MATTE BLACK**  
SERIES

STAIN & SCRATCH RESISTANT



**FGR-9650VTRGMB**

90 cm  
Dimensions (h:w:d)  
90 : 90 : 65 cm

- 5 Gas Burners
- Cast Iron Gas Griddle (Center)
- Cast Iron Pan Support
- Wok Burner & Wok Adapter
- Oven Safety Valve
- Thermostat Controlled Oven
- Rotisserie
- Full Electric Ignition
- Gas Oven & Gas Grill
- Oven Lamp



**FGR-6640VTRCMB**

60 cm  
Dimensions (h:w:d)  
90 : 60 : 61 cm

- 4 Gas Burners
- Cast Iron Pan Support
- Wok Burner
- Oven Safety Valve
- Thermostat Controlled Oven
- Rotisserie
- Full Electric Ignition
- Gas Oven & Gas Grill
- Oven Lamp



**FGR-5530VTMB**

50 cm  
Dimensions (h:w:d)  
90 : 50 : 61 cm

- 3 Gas Burners
- Oven Safety Valve
- Thermostat Controlled Oven
- Gas Oven
- Oven Lamp

Also Available:

**FGR-5530VTRMB** 50 cm

- 3 Gas Burners
- Oven Safety Valve
- Thermostat Controlled Oven
- Rotisserie
- Gas Oven & Gas Grill
- Oven Lamp



**FGR-9641VCTRMB**

90 cm  
Dimensions (h:w:d)  
90 : 90 : 65 cm

- 4 Gas Burners
- 1 Electric Hot Plate
- Oven Safety Valve
- Gas Tank Compartment
- Thermostat Controlled Oven
- Rotisserie
- Full Electric Ignition
- Gas Oven & Gas Grill
- Oven Lamp



**FGR-6631VTRMB**

60 cm  
Dimensions (h:w:d)  
90 : 60 : 61 cm

- 3 Gas Burners
- 1 Electric Hot Plate
- Oven Safety Valve
- Thermostat Controlled Oven
- Rotisserie
- Full Electric Ignition
- Gas Oven & Gas Grill
- Oven Lamp



**FGR-5521VTMB**

50 cm  
Dimensions (h:w:d)  
90 : 50 : 61 cm

- 2 Gas Burners
- 1 Electric Hot Plate
- Oven Safety Valve
- Thermostat Controlled Oven
- Gas Oven
- Oven Lamp

Also Available:

**FGR-5521VTRMB** 50 cm

- 2 Gas Burners
- 1 Electric Hot Plate
- Oven Safety Valve
- Thermostat Controlled Oven
- Rotisserie
- Gas Oven & Gas Grill
- Oven Lamp

## RANGE HOOD



**RHU902 SS** (Stainless Steel)

90 cm  
Extraction Capacity: 350 m<sup>3</sup> / hr

- Double Turbo Hood Motor
- 3-Speed Push Button
- Ducted or Recirculation System Ready
- 2 Lamps
- Dual Filter:  
Charcoal Filter and Aluminum Filter



**RHU601 SS** (Stainless Steel)

60 cm  
Extraction Capacity: 210 m<sup>3</sup> / hr

- Single Turbo Hood Motor
- 3-Speed Push Button
- Ducted or Recirculation System Ready
- 2 Lamps
- Dual Filter:  
Charcoal Filter and Aluminum Filter



**RHU601 BL** (Black)

60 cm  
Extraction Capacity: 210 m<sup>3</sup> / hr

- Single Turbo Hood Motor
- 3-Speed Push Button
- Ducted or Recirculation System Ready
- 2 Lamps
- Dual Filter:  
Charcoal Filter and Aluminum Filter



## MICROWAVE OVEN

- Smart Wave System
- Mechanical Knob
- Defrost Function



Based on the Meralco Power Lab tests at "High" setting, this Fujidenzo microwave oven consumes only 0.71-centavo electricity cost per 5-minute use or **only 0.14 centavos per 1 minute.**



### BIG CAPACITY

**MM-30 BL**  
28 Liters • 900 Watts  
Dimensions (h:w:d)  
30.5 : 51 : 43 cm



**MM-22 BL**  
20 Liters • 700 Watts  
Dimensions (h:w:d)  
25.5 : 43.3 : 37 cm

## WATER DISPENSER



**FWD-1634 B (Black)**  
Dimensions (h:w:d)  
106 : 32 : 39 cm

- Bottom Load Water Gallon
- 3 Options: Hot, Cold, & Warm
- Energy-Efficient Compressor
- Safety Child Lock (for hot button)
- With Water Pump
- Double Safety Device (to prevent overheating)
- Luxurious Design



**FWD-1524 W (White)**  
Dimensions (h:w:d)  
104 : 31 : 36 cm

- Bottom Load Water Gallon
- 2 Options: Hot & Cold
- Energy-Efficient Compressor
- Safety Child Lock (for hot button)
- With Water Pump
- Double Safety Device (to prevent overheating)
- Luxurious Design



**FWD-1331 B (Black)**  
Dimensions (h:w:d)  
100 : 31 : 36 cm

- Top Load Water Gallon
- 3 Options: Hot, Cold, & Warm
- Energy-Efficient Compressor
- Safety Child Lock (for hot button)
- Transparent Front Cover (to protect the water faucet against insects)
- Double Safety Device (to prevent overheating)
- Luxurious Design
- With Spacious Cabinet



**FWD-1631 W (White)**  
Dimensions (h:w:d)  
101 : 32 : 37 cm

- FWD-1631 B (Black)**  
Dimensions (h:w:d)  
101 : 32 : 37 cm
- Top Load Water Gallon
  - 3 Options: Hot, Cold, & Warm
  - Energy-Efficient Compressor
  - Safety Child Lock (for hot button)
  - With Spacious Cabinet
  - Double Safety Device (to prevent overheating)
  - Luxurious Design



- FWD-1031 B (Black)**  
Dimensions (h:w:d)  
94 : 31.5 : 35 cm
- Top Load Water Gallon
  - 3 Options: Hot, Cold, & Warm
  - Energy-Efficient Compressor
  - Safety Child Lock (for hot button)
  - Double Safety Device (to prevent overheating)
  - Elegant Design



- FWD-1021 W (White)**  
Dimensions (h:w:d)  
92 : 28 : 32 cm
- Top Load Water Gallon
  - 2 Options: Hot & Cold
  - Energy-Efficient Compressor
  - Safety Child Lock (for hot button)
  - Double Safety Device (to prevent overheating)
  - Elegant Design

## TABLE TOP WATER DISPENSER



**WD-102 B (Black)**  
Table Top  
Dimensions (h:w:d)  
37.7 : 27 : 30.5 cm

- Top Load Water Gallon
- 2 Options: Hot & Normal
- Energy-Efficient Design
- Safety Child Lock (for hot button)
- Double Safety Device (to prevent overheating)
- Elegant Design

## SLOW JUICER



**SJ-85245R**  
45 RPM • 250 Watts  
Dimensions (h:w:d)  
57 : 22 : 34.5 cm

- 600ml Juice Jar
- 600ml Pulp Jar
- Anti-Drip Function
- Reverse Function
- Powerful DC Motor
- Large Feeding Tube
- Self-Cleaning with Clog-Reducing Spinning Brush



**SJ-4460B**  
60 RPM • 150 Watts  
Dimensions (h:w:d)  
49 : 16 : 20 cm

- 700ml Juice Jar
- 550ml Pulp Jar
- Anti-Drip Function
- Reverse Function
- Stainless Steel Filter
- Anti-Slip Rubber Feet
- Simple and Easy Assembly

# LAUNDRY

Keeps clothes clean & fresh

High Quality

Save up to 25%  
Detergent and Water

Thorough &  
Intensive Washing

Reduces Drying Time

Odor-Free Clothes



## FULLY AUTO WASHER



### VARIABLE WATER PRESSURE TECHNOLOGY

*This advanced feature lets your fully auto washer operate efficiently even with low water pressure.*



#### Direct Drive Motor



Soft Closing  
Tempered  
Glass Cover



Digital  
Touch Controls



**JWA-1050VT**  
10.5 kg. HD INVERTER  
Dimensions (h:w:d)  
97 : 63 : 64 cm

- Variable Water Pressure Technology
- Fabric Conditioner Dispenser
- Large LED Display
- Air Dry System
- 8 Wash Cycles
- SoakWash Function
- Eco-Saver Water Recycle Function
- Quiet Wash
- 10 Water Levels
- 24-Hour Delay Start
- Child Lock
- Automatic Imbalance Correction
- Adjustable Feet
- Stainless Steel Drum
- Titanium Gray Color
- Automatic Power Supply Cut Off
- Heavy-Duty Metal Body



**JWA-8500VT**  
8.5 kg.  
Dimension (h:w:d)  
95 : 56 : 59 cm

- Variable Water Pressure Technology
- Fabric Conditioner Dispenser
- Large LED Display
- Air Dry System
- 8 Wash Cycles
- SoakWash Function
- Eco-Saver Water Recycle Function
- 4 Water Falls Wash (for better cleaning efficiency)
- Quiet Wash
- 10 Water Levels
- 24-Hour Delay Start
- Child Lock
- Automatic Imbalance Correction
- Adjustable Feet
- Stainless Steel Drum
- Titanium Gray Color
- Automatic Power Supply Cut Off
- Rust-Proof Plastic Body



**JWA-7500VT**  
7.5 kg.  
Dimension (h:w:d)  
92 : 55 : 57 cm

- Variable Water Pressure Technology
- Fabric Conditioner Dispenser
- Large LED Display
- Air Dry System
- 8 Wash Cycles
- SoakWash Function
- Eco-Saver Water Recycle Function
- 4 Water Falls Wash (for better cleaning efficiency)
- Quiet Wash
- 10 Water Levels
- 24-Hour Delay Start
- Child Lock
- Automatic Imbalance Correction
- Adjustable Feet
- Stainless Steel Drum
- Titanium Gray Color
- Automatic Power Supply Cut Off
- Rust-Proof Plastic Body



**JWA-6500VT**  
6.5 kg.  
Dimensions (h:w:d)  
89 : 53 : 53 cm

- Variable Water Pressure Technology
- Fabric Conditioner Dispenser
- Large LED Display
- Air Dry System
- 8 Wash Cycles
- SoakWash Function
- Eco-Saver Water Recycle Function
- Quiet Wash
- 10 Water Levels
- 24-Hour Delay Start
- Child Lock
- Automatic Imbalance Correction
- Adjustable Feet
- Stainless Steel Drum
- Titanium Gray Color
- Automatic Power Supply Cut Off
- Rust-Proof Plastic Body

## TWIN TUB WASHER

- EcoSoak Wash Cycle
- Powerful Star-Fin Pulsator with Scrubbers
- Air Dry System
- Durable See-Through Cover
- Dual Inlet Hose
- Lint Filter
- Rust-Proof Plastic Body
- Rat-Proof Base



**JWT-1100**  
11 kg.  
Dimensions (h:w:d)  
110.7 : 87.6 : 51 cm



**JWT-801**  
8 kg.  
Dimensions (h:w:d)  
89 : 77 : 49 cm



**JWT-701**  
7 kg.  
Dimensions (h:w:d)  
83 : 76.5 : 42 cm



**JWT-601**  
6 kg.  
Dimensions (h:w:d)  
83 : 74 : 42 cm

## SINGLE TUB WASHER

- Energy-Efficient Motor
- EcoSoak Wash Cycle
- Lint Filter
- Heavy Duty Design
- Rust-Proof Plastic Body
- Rat-Proof Base
- Gray Body
- Wash Selector



**BWS-780**  
7.8 kg.  
Dimensions (h:w:d)  
84 : 50 : 43 cm

- 3 Brushes / 3 Scrubbers
- Jumbo Powerful Pulsator
- Triple Oval Pulsators



**JWS-680**  
6.8 kg.  
Dimensions (h:w:d)  
85 : 53 : 44.5 cm

- Powerful Star-Fin Pulsator

## SPIN DRYER

- Stainless Steel Tub
- Air Dry System
- Advanced PowerSpin Technology
- Super Quiet Operation
- With Dual Balancer for Stability



**JSD-801**  
8 kg.  
Dimensions (h:w:d)  
79 : 44 : 45 cm

Based on the test results of Meralco Power Lab, all Fujidenzo Spin Dryers consume **only Php 0.19 centavos electricity cost per use.**  
\*Based on Meralco Power Lab tests at setting "5" (5-minute use)



**JSD-681**  
6.8 kg.  
Dimensions (h:w:d)  
75 : 43.5 : 42.5 cm

# AIR CONDITIONER

Combines quality & energy efficiency

**HEAVY DUTY**

High Quality

Energy-Efficient Compressor



Helps Save Energy

**R410A**  
REFRIGERANT

Eco Friendly & Highly Efficient

**GOLD FIN**  
CONDENSER  
**BLUE FIN**  
EVAPORATOR

Built to Last

**Clean Air FILTER**

Fresh Air

## PREMIUM INVERTER SPLIT-TYPE AIRCON

**HD HEAVY DUTY**  
PREMIUM INVERTER

**R410A**  
REFRIGERANT

SAVE UP TO  
**60% ENERGY**

- Premium Inverter Technology
- with Air Purifying Filters (HEPA, Ionizer, & High Density Filters)
- Advanced JetCool Technology
- Gold Fin Condenser
- Wide Voltage Range (198V - 253V)
- Hidden LED
- Remote Control



**HEPA FILTER**

**Air Purifying FILTERS**

**JETCOOL\***

**PIS-250 T**

2.5 HP • EER: 12.47  
25,446 kJ / hr (4,860-26,280)  
2,040 Watts (230-2,700)  
Dimensions (h:w:d)  
340 : 1,186 : 260 mm

**PIS-200 T**

2 HP • EER: 12.47  
19,930 kJ / hr (4,320-22,320)  
1,598 Watts (350-2,500)  
Dimensions (h:w:d)  
315 : 1,010 : 220 mm

**PIS-150 T**

1.5 HP • EER: 12.36  
13,300 kJ / hr (3,420-13,680)  
1,076 Watts (290-1,400)  
Dimensions (h:w:d)  
292 : 811 : 205 mm

**PIS-100 T**

1 HP • EER: 12.85  
9,252 kJ / hr (2,160-10,800)  
720 Watts (300-1,300)  
Dimensions (h:w:d)  
255 : 698 : 190 mm

## PREMIUM INVERTER WINDOW TYPE AIRCON

**HD HEAVY DUTY**  
PREMIUM INVERTER

SAVE UP TO  
**60% ENERGY**

- Premium Inverter Technology
- High Efficiency R32 Refrigerant
- Blue Fin Condenser
- Remote Control
- Advanced JetCool Technology
- Wide Voltage Protection (140-290 V)
- Soft Start-Up
- LED Display
- Auto-On / Off Timer
- Sleep Mode
- Super Quiet Operation
- Dust and Pollution Filter
- Dehumidifier
- Cleaning Reminder
- Auto Air Swing
- Precise Temp. Control
- Auto Restart
- Self-Diagnosis Feature



**R32**  
REFRIGERANT

**JETCOOL\***

**Clean Air FILTER**



**IWAR-240G**

2.5 HP • EER: 11.9  
23,800 kJ / hr  
2,000 Watts  
Dimensions (h:w:d)  
428 : 660 : 800 mm

**IWAR-180G**

2.0 HP • EER: 12.5  
18,897 kJ / hr  
1,510 Watts  
Dimensions (h:w:d)  
428 : 660 : 800 mm

**IWAR-120G**

1.5 HP • EER: 12.9  
13,559 kJ/hr  
1,051 Watts  
Dimensions (h:w:d)  
428 : 660 : 700 mm

**IWAR-90G**

1.0 HP • EER: 13.1  
9,900 kJ/hr  
755 Watts  
Dimensions (h:w:d)  
375 : 560 : 708 mm

## INVERTER GRADE WINDOW-TYPE AIRCON (MECHANICAL CONTROL)

### INVERTER GRADE

**R410A**  
REFRIGERANT

SAVE UP TO  
**30% ENERGY**



**6-in-1**  
**Clean Air FILTER**

- Inverter Grade R410a Refrigerant
- Gold Fin Condenser
- High Efficiency Anti-Bacterial Filter
- 6-in-1 Clean Air Filter (except WAM60IG2)
- e-Nano Filter
- Dehumidifier



**WAM200 IG2**  
2.0 HP • EER: 10.7  
18,690 kJ / hr  
1,741 Watts  
Dimensions (h:w:d)  
426 : 660 : 675 mm

**WAM150 IG2**  
1.5 HP • EER: 10.0  
13,230 kJ / hr  
1,330 Watts  
Dimensions (h:w:d)  
380 : 600 : 560 mm

**WAM100 IG2**  
1.0 HP • EER: 10.4  
9,828 kJ / hr  
942 Watts  
Dimensions (h:w:d)  
355 : 470 : 535 mm

**WAM75IG2**  
0.75 HP • EER: 10.6  
7,560 kJ / hr  
714 Watts  
Dimensions (h:w:d)  
355 : 470 : 535 mm

**WAM60IG2**  
0.6 HP • EER: 11.1  
5,670 kJ / hr  
510 Watts  
Dimensions (h:w:d)  
319 : 407 : 401 mm

## INVERTER GRADE WINDOW-TYPE AIRCON (WITH REMOTE CONTROL)

- Inverter Grade R410a Refrigerant
- Energy-Saving Device (except WAM55i)
- Gold Fin Condenser
- Remote Control
- High Efficiency Anti-Bacterial Filter
- e-Nano Filter
- Super Quiet Operation
- LCD Display
- Auto-On / Off Timer
- Dehumidifier

### ENERGY-SAVING DEVICE



The Energy-Saving Device automatically turns on the fan once the timer & the compressor turn off



### INVERTER GRADE

**R410A**  
REFRIGERANT

SAVE UP TO  
**30% ENERGY**



**Clean Air FILTER**



**WAR240 CES**  
2.5 HP • EER: 9.5  
23,739 kJ / hr  
2,490 Watts  
Dimensions (h:w:d)  
426 : 623 : 639 mm

**WAR180 CES**  
2.0 HP • EER: 9.5  
18,000 kJ / hr  
1,890 Watts  
Dimensions (h:w:d)  
425 : 661 : 678 mm

**WAR120 CES**  
1.5 HP • EER: 10  
12,661 kJ / hr  
1,265 Watts  
Dimensions (h:w:d)  
385 : 605 : 560 mm

**WAR90 CES**  
1.0 HP • EER: 10.2  
9,497 kJ / hr  
930 Watts  
Dimensions (h:w:d)  
345 : 456 : 557 mm

**WAR70 CES2**  
0.75 HP • EER: 10.1  
7,500 kJ / hr  
740 Watts  
Dimensions (h:w:d)  
345 : 456 : 557 mm

**WAM55i**  
0.6 HP • EER: 10.3  
5,616 kJ / hr  
547 Watts  
Dimensions (h:w:d)  
290 : 415 : 350 mm

## PORTABLE AIRCON WITH AIR PURIFYING FILTERS

### INVERTER GRADE

**R410A**  
REFRIGERANT

**HEPA FILTER**

**Air Purifying FILTERS**


- Air Purifying Filters: Bio Filter, HEPA Filter, High-Density Filter
- Inverter Grade R410a Refrigerant
- Follow Me Technology
- Energy-Efficient Compressor
- Gold Fin Condenser
- Remote Control

- External Exhaust Pipe
- Easy to Install
- Roller Feet
- Auto Restart
- LED Display
- Self-Diagnosis & Auto Protection



**PAC150 AIG**  
1.5 HP • EER: 9.4  
12,660 kJ / hr  
1,350 Watts  
Dimensions (h:w:d)  
703 : 355 x 345 mm

**PAC100 AIG**  
1 HP • EER: 8.6  
9,495 kJ / hr  
1,110 Watts  
Dimensions (h:w:d)  
703 : 355 x 345 mm



The 3-Stage Filtration System – HEPA filter, Bio filter, and High Density filter, helps remove even the tiniest pollutants for a clean and healthy air quality.

# Combines quality & energy efficiency

## HEAVY DUTY

High Quality

Energy-Efficient Compressor



Helps Save Energy

## R410A

REFRIGERANT

Eco Friendly  
& Highly Efficient

## GOLD FIN

CONDENSER

## BLUE FIN

EVAPORATOR

Built to Last

## Clean Air FILTER

Fresh Air

## LIGHT COMMERCIAL AIRCON

### FLOOR STANDING



**HD HEAVY DUTY**  
**PREMIUM INVERTER**

**FIP 600 G**  
Premium Inverter  
6 HP (5 tr.)  
64,780 kJ / hr  
5,700 Watts

Also Available:  
**FIP 360 G**  
Premium Inverter  
4 HP (3 tr.)  
43,151 kJ / hr  
3,800 Watts



**INVERTER GRADE**

## R410A

REFRIGERANT

**FPA 600 IG**  
6 HP (5 tr.)  
64,500 kJ / hr  
5,920 Watts

Also Available:  
**FPA 360 IG**  
4 HP (3 tr.)  
39,000 kJ / hr  
3,650 Watts

### CEILING MOUNTED

**HD HEAVY DUTY**

**PREMIUM INVERTER**

**FIS 360 G**  
4 HP (3 tr.)  
43,151 kJ / hr  
3,800 Watts



### CASSETTE TYPE

**HD HEAVY DUTY**

**PREMIUM INVERTER**

**FIC 360 G**  
4 HP (3 tr.)  
43,151 kJ / hr  
3,800 Watts



## SPECIFICATION SUMMARY

MODEL	FIP-360G IN FIO-360 OD	FIP-600G IN FIO-600 OD	FPA-360 IG IN FPA-360IG OD	FPA-600 IG FPA-600IG OD	FIC-360G IN FIO-360 OD	FIS-360G IN FIO-360 OD
Outdoor Model						
Power Input (kw)	0.80-4.80	1.40-6.60	3.6	5.9	0.75-4.50	0.80-4.80
EER	11.3	11.3	10.7	10.9	11.3	11.3
<b>INDOOR SPECIFICATION</b>						
Net Indoor Dimension (h:w:d) in mm	1869 : 581 : 396	1869 : 581 : 396	1868 : 600 : 313	1868 : 600 : 313	320 : 940 : 940	244 : 1420 : 701
Gross Indoor Dimension (h:w:d) in mm	2083 : 738 : 545	2083 : 738 : 545	2050 : 695 : 485	2050 : 695 : 485	409 : 963 : 963	345 : 1548 : 828
Indoor Net/Gross Weight (kg)	56/75	59/78	57/73	57/73	31/38	48/56
Panel Dimension (h:w:d) in mm	-	-	-	-	60 : 950 : 950	-
Panel Net/Gross Weight (kg)	-	-	-	-	7/11	-
Fuse Capacity and Breaker (A)	6	6	6	6	5 & 6	5 & 6
<b>OUTDOOR SPECIFICATION</b>						
Net Outdoor Dimension (h:w:d) in mm	1100 : 1107 : 440	1365 : 1085 : 427	790 : 970 : 370	990 : 1000 : 350	1100 : 1107 : 440	1100 : 1107 : 440
Gross Outdoor Dimension (h:w:d) in mm	1235 : 1158 : 493	1505 : 1143 : 478	900 : 1120 : 485	1120 : 1145 : 475	1235 : 1158 : 493	1235 : 1158 : 493
Outdoor Net/Gross Weight (kg)	92/100	121/133	69/74	77/89	92/100	92/100
Breaker Capacity (A)	30	50	30	50	30	30
<b>OTHER SPECIFICATIONS</b>						
Rated Voltage/Frequency	1 Ph, 220-240V, 60Hz	1 Ph, 220-240V, 60Hz	1 Ph, 220-240V, 60Hz	1 Ph, 220-240V, 60Hz	1 Ph, 220-240V, 60Hz	1 Ph, 220-240V, 60Hz
Refrigerant	R410a	R410a	R410a	R410a	R410a	R410a
<b>PIPE SPECIFICATIONS</b>						
Liquid Pipe Size (inch)	3/8	3/8	3/8	3/8	3/8	3/8
Gas Pipe Size (inch)	5/8	3/4	5/8	3/4	5/8	5/8
Max. Pipe Length (meters)	30	50	30	30	30	30
Max. Height Difference bet ID and OD (meters)	15	30	5	5	15	15

# Improves air quality in large spaces

## HEAVY DUTY

Commercial Quality



Energy-Efficient Motor



High Velocity



Anti-Bacterial Filter

## COMMERCIAL EVAPORATIVE AIR COOLER

- Highly Efficient Honeycomb Cooling Pads
- Low Power Consumption/Energy Saving
- High-Density Filter (eliminates large allergen particles like dust and pollen as you cool)
- Digital Control
- With Remote Control
- 3-Sided Evaporative Pads (efficient and effective evaporative cooling)
- Heavy-Duty Roller Feet
- Water Level Indicator (Alarm)



Optional Stand (Additional P2,000)

- FEA7000**
- With Ionizer
  - 3 Ventilation Modes (Standard/Nature/Night)

Airflow volume: **7,000 m<sup>3</sup>/H**  
 Suitable Area: **50-70 sqm.**  
 Rated Power: **380 Watts**  
 Water Storage Capacity: **90 Liters**  
 Water Consumption: **6-10 Liters/Hour**  
 Sound Level: **60 dB**  
 Dimensions (h:w:d): **137 : 88 : 60 cm**  
 With Optional Stand: **183 : 88 : 60 cm**

**FEA5001**  
 Airflow volume: **6,000 m<sup>3</sup>/H**  
 Suitable Area: **40-60 sqm.**  
 Rated Power: **225 Watts**  
 Water Storage Capacity: **55 Liters**  
 Water Consumption: **4-5 Liters/Hour**  
 Sound Level: **53 dB**  
 Dimensions (h:w:d): **124 : 71 : 40 cm**



## AVR AUTOMATIC VOLTAGE REGULATOR

## Protects your appliances from power surges



100% Copper Coil



Servo-Motor Control



Output Meter Display



Can Sustain High Voltage Fluctuations



Time Delay Function



**FVR-2000SC**  
 2,000 VA / Watts  
 3 Output Sockets:  
 1 Socket: 110V  
 2 Sockets: 220V  
 Dimensions (h:w:d)  
 25 : 18 : 32 cm

- With Internal Circuit Breaker for Over-Voltage Protection



SOCKETS (Back)



**FVR-1500SC**  
 1,500 VA / Watts  
 4 Output Sockets:  
 1 Socket: 110V  
 3 Sockets: 220V  
 Dimensions (h:w:d)  
 16.5 : 22.5 : 24 cm

- With Fuse for Over-Voltage Protection



SOCKETS (Front)



**RECOMMENDED FOR FVR-2000SC:**

- Commercial Stainless Steel Freezer
- Showcase Freezer



**RECOMMENDED FOR FVR-1500SC:**

- Chest Freezer
- Showcase Chiller
- Glass Top Freezer
- Wine Cooler
- Side-by-Side Refrigerator
- Multi-Door Refrigerator
- Inverter Washing Machine

**FUJIDENZO**

*Quality Above All*